

remove-restriction macro

[Where to use it?](#) | [Parameters](#) | [Example](#) | [All examples](#) | [See also](#)

Overview




The `{remove-restriction}` macro is used to remove View or Edit content-level permissions.


Where to use it?

Optional.

One or more `{remove-restriction}` macros can be put in a `{trigger}` macro.

Parameters

Parameter	Required	Default	Notes
<code>type</code>			What type of permission to remove? <ul style="list-style-type: none"><code>view</code> – assign the user/group view permission<code>edit</code> – assign the user/group edit permission Note: The permissions are set using Confluence's content-level permissions system and can thus be altered via the padlock icon.
<code>user</code>			One or more users to remove <code>type</code> permission from: <ul style="list-style-type: none">Comma-separated list of usernamesSupports Value References
<code>group</code>			One or more user groups to remove <code>type</code> permission from: <ul style="list-style-type: none">Comma-separated list of user groupsSupports Value References

 If neither `user` or `group` parameters are defined, then all content-level permissions of `type` will be removed.

Example

```
{workflow:Restrictions}
  {state:Review|approved=Published}
    {approval:Review}
      {state}
      {state:Published}
      {state}
      {trigger:pageapproved|approval=Review}
        {remove-restriction:type=view}
        {remove-restriction:type=edit}
      {trigger}
    {workflow}
```

All examples

- [Add, remove and set page restrictions](#)
- [Require Parameters on State Transitions](#) — Require workflow parameter values to be set before moving into a workflow state.

See also

External Links:

- [Page Restrictions](#)

Workflow Authoring Guide:

- [Conditions](#)

- [Roles and Permissions](#)
- [Value References](#)