

pageactivity macro

[Where to use it?](#) | [Permissions](#) | [Parameters](#) | [Example](#) | [All examples](#) | [See also](#)

Overview

The `{pageactivity}` macro displays a workflow "Activity Report" directly within wiki content.

The report is similar to what you see when you access the Activity Report from the [Workflow Popup](#).

When using [Same-space publishing](#), only the entries up to the most recently published version of content will be shown.

Where to use it?

Optional.

One or more `{pageactivity}` macros can be used in the following locations:

- Pages and blog posts – see: [Activity Report - Content](#)
- Email notifications – in the macro body of the `{send-email}` macro
- Message notifications – in the macro body of the `{set-message}` macro
- Content headers and footers – see:
 - `header` and `footer` parameters of the `{workflow}` macro
 - `{pageheader}` and `{pagefooter}` macros
- [Page Blueprints](#)

Permissions

When used on a page without a workflow, all users can see the report (it will list page creation, edits, etc).

When used on a page with an unrestricted workflow (which does not define any `final=true` states), all users will be able to see the report.

When used on a page with a workflow which uses [Same-space publishing](#) (one which defines a `final=true` state):

- Edit/Admin users will see the full report
- View only users will only see entries up to the point at which the most recent published (`final=true`) state was *entered*
- If the page has not yet reached a published state, view-only users won't be able to view the page or the report










Parameters

Parameter	Required	Default	Notes
<code>maxentries</code>		<i>all entries shown</i>	Maximum number of entries to show
<code>ascending</code>		<code>false</code>	Which order should the entries be shown in? <ul style="list-style-type: none">• <code>true</code> – oldest newest• <code>false</code> – newest oldest

Example

This will add a page activity report with the five most recent entries:

```
{pageactivity:maxentries=5}
```

Jan 24, 2018	Actor	Type	Activity	Version
<input checked="" type="radio"/> New Draft	 Guy Fraser	 Edit	updated the page at 9:58 AM	
		 State	changed state to <input checked="" type="radio"/> New Draft at 9:49 AM	v2
<input checked="" type="radio"/> Old content	 Guy Fraser	 Edit	updated the page at 9:49 AM	
Jan 20, 2018				
	 Guy Fraser	 State	changed state to <input checked="" type="radio"/> Old content at 8:17 AM	v1
<input checked="" type="radio"/> New Draft	 Guy Fraser	 State	changed state to <input checked="" type="radio"/> New Draft at 8:17 AM	v1

All examples

- [Adding page activity to email](#) — Include page activity report, or a link to it, in custom email notifications

See also

Workflow Authoring Guide:

- [pagestatus macro](#)
- [workflow-report macro](#)
- [Event references – @pageactivity@](#)

User Guide:

- [Page Activity - Page Tools](#)
- [Activity Report - Workflow Popup](#)

Reporting Guide:

- [Activity Report - Content](#)