

# Blueprints

[Overview](#) | [Confluence Blueprint for individual pages and blog posts](#) | [Confluence template for space categories and space blueprints](#) | [Related pages](#) | [External links](#)

## Overview

Confluence comes with a number of templates or Blueprints to help you create content.

You can use Confluence Blueprint templates and define the Comalatech workflow that will be applied to all pages and blog posts in the space created with the blueprint.

Comala Document Management can be used to

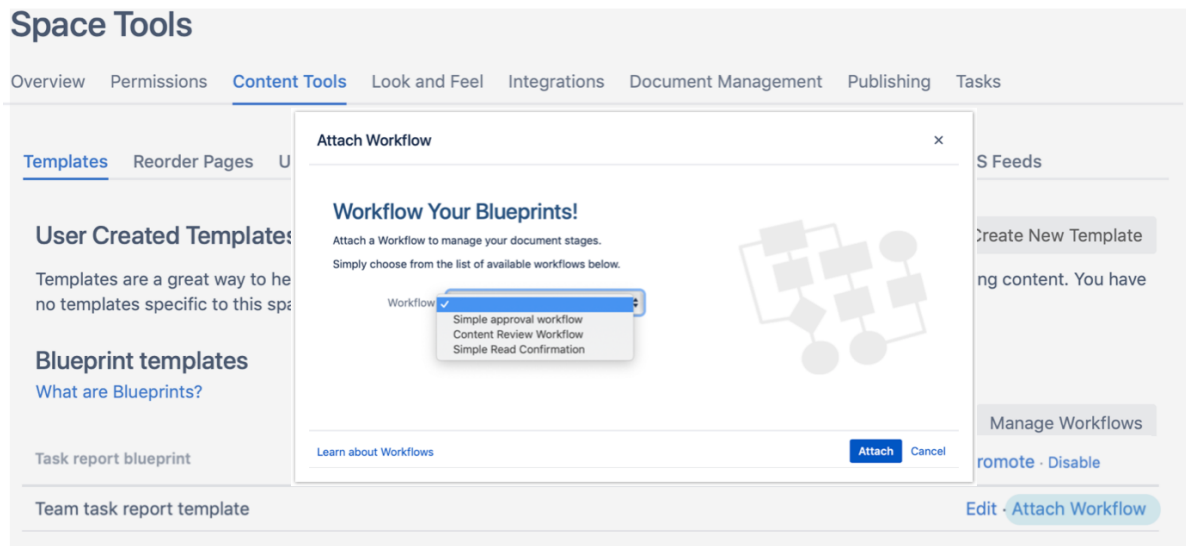
- [attach a Comalatech workflow to an individual Blueprint in a space](#)
- [link a global workflow to a space category](#) including the space template categories

Once attached to a Blueprint or linked to a space category using these templates will automatically add and apply a Comalatech workflow to the content.

Spaces created with [Junovi's Blueprint Creator v3.4.0+](#) will now automatically [link global workflows with space categories](#).

## Confluence Blueprint for individual pages and blog posts

Content created with a [blueprint with an attached workflow template](#) in a space will automatically have the attached workflow added



- the workflow is applied as a space scope workflow in the space

The workflow attached to the Blueprint is added to both

- new content created using the Blueprint
- any existing content in the space created with the Blueprint

Detaching the workflow from the Blueprint disables the space workflow and removes the workflow from the existing content.

## Confluence template for space categories and space blueprints

A global administrator can [link a global workflow template to one or more space categories](#).

These include the [Confluence space template Blueprints](#)

- Knowledge base space (**knowledge-bases**)
- Team space (**teams**)
- Documentation space (**documentation**)

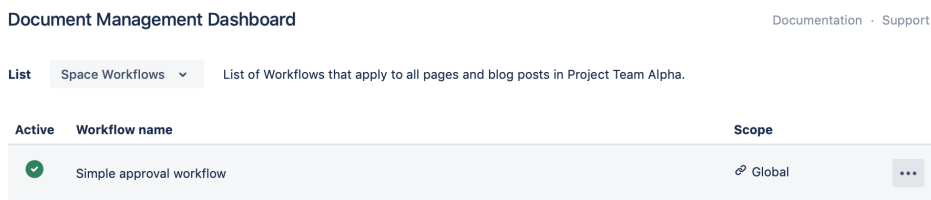
# Global Workflow Templates

You can define Global Workflows that can be linked directly to spaces or copied and used as a starting point by a space administrator. There are **285 pages** with active workflows across **20+ spaces**.

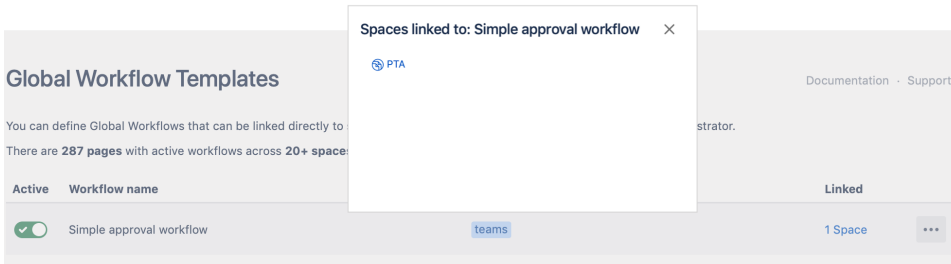
Active	Workflow name	Space Categories	Linked
<input checked="" type="checkbox"/>	Simple approval workflow	teams x   x	1 Space ...

When the workflow is linked to the space category or space blueprint

- the workflow is added to a new space created with the category or space blueprint category as a global scope workflow



- the workflow will be automatically added and applied to content in the space
- the **Global Workflows Templates** dashboard lists all the spaces the global workflow is linked using the space category



A space administrator can remove the global scope workflow from a space even if the workflow was linked by the global administrator.

**!** The linked global workflow may not be applied to all content in the space if the linked workflow has a [content label filter](#).

**i** Changing the category in an already created space, will not add the workflow

- the space needs to be created with the category already added to the global workflow template.

Similarly adding a category to a global workflow template will not add the workflow to existing spaces with that space category

You can create your own space blueprints for your instance. But to allow a Comalatech workflow to be added to your space blueprint you must include for your blueprint the optional **category** attribute and its value.

For more details, please see <https://developer.atlassian.com/server/confluence/write-a-simple-confluence-space-blueprint/>

## Related pages

- [Attaching a Comalatech workflow to a Confluence Blueprint](#)
- [Product Requirements blueprint workflow](#)
- [Space Category workflows](#)
- [Space Workflows - Space Tools](#)

## External links

- [Atlassian Guide to Writing a Simple Confluence Space Blueprint](#)