








Read Confirmation Popup

Overview

The read confirmation popup allows you to keep track of the progress of a read confirmation.

Reader	Version	Confirmed	2/3
 Milo Towne	v. 1	4 minutes ago	
 Suni Conn			
 Elle Brakus	v. 4	a few seconds ago	

The read confirmation popup is accessed using the read confirmation icon  in the page header.

[Pages](#) / [Project Development Home](#) / [Project Specification](#)  

PS 4

Created by admin, last modified by Elle Brakus yesterday at 2:03 PM

 Like Be the first to like this

 [one person](#) has read this

Or if at least one reader has confirmed the popup can be opened using the read confirmation page footer breadcrumb.

The contents of the read confirmation popup will change to reflect the current state of a read confirmation:

- overall read confirmation status as **PENDING**, **CONFIRMED** or **OVERDUE**
- each individual read confirmation including the content version and time for the read confirmation
- current period for due date for read confirmation completion

The read confirmation popup allows you to

- [add and remove readers](#)
- add or edit a due date for the read confirmation completion
- resend and reset reader confirmations for any completed requests

Read confirmation popup is used with [standalone read confirmations](#) and [workflow read confirmations](#) including a [workflow with no states](#).

Working with read confirmations

See the following to learn more

User Guide
<ul style="list-style-type: none">• Standalone Read Confirmation• Workflow Read Confirmation• Workflow Read Confirmation Configuration• Request a Read Confirmation• Read Confirmation Popup• User Read Assignments
Related Links

- [Adding a read confirmation](#)
- [Reporting read confirmations](#)