

complete-task macro

[Overview](#) | [Where to use it?](#) | [Parameters](#) | [Events](#) | [Example](#) | [All examples](#)

Overview


The `{complete-task}` macro is used to mark a task as completed.

Where to use it?

Optional.

One or more `{complete-task}` macros can be put in a `{trigger}` macro.

Parameters

Parameter	Required	Default	Notes	Ver
<code>task</code>			Name of the task to complete. No action will be taken if the task does not exist or is already closed.	3.2.2
<code>comment</code>			The comment to record against the completed task.	3.2.2

Events

The following [Events](#) are associated with task completion:

- `taskcompleted`

Example

```
{workflow:name=Task completion}
  {state:Test|taskcompleted=Completed}
    {task:Add an attachment}
      {state}
      {state:Completed}
      {state}
      {trigger:attachmentadded}
        {complete-task:task=Add an attachment|comment=An attachment was added}
        {trigger}
      {workflow}
```

The page activity will associate the completion of the task and any associated `taskcompleted` transition with the current user who added the attachment.

Filter by:

States

Edits



Tasks

Comments

Order by date:

Oldest

[Export to CSV](#)

Sep 29, 2020	Actor	Type	Activity	Version
<input checked="" type="radio"/> Completed	 Matilde Sipes	<input type="checkbox"/> State	changed state to <input checked="" type="radio"/> Completed at 12:17 PM	v2
<input checked="" type="radio"/> Test	 Matilde Sipes	<input checked="" type="checkbox"/> Task	completed task <i>Add an attachment</i> at 12:17 PM	

An attachment was added

All examples

Content by label

There is no content with the specified labels



See also

[Workflow Authoring Guide:](#)

- [Tasks](#)
- [Events](#)
- [Triggers](#)
- [Actions](#)

[User Guide:](#)

- [Tasks Popup](#)

[Reporting Guide:](#)

- [Report on tasks](#)