

# Read Confirmation

## Overview

Pages and blog posts can have a [read confirmation function](#) added. The read confirmation feature allows workflow authors to request that users confirm they have read certain content.

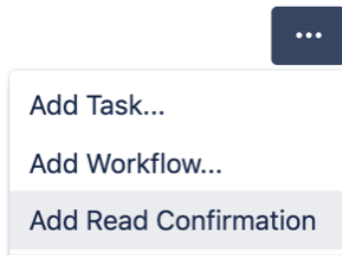
A read confirmation can be added to content as either:

- a [standalone read confirmation](#) on a page without a workflow.
- a [workflow read confirmation](#) for the final state in a workflow.

By default users assigned as readers to a read confirmation will receive notifications for read confirmation events. Read confirmation notifications can be disabled in [global admin](#) or [space tools](#).

## Standalone Read Confirmation

A [standalone read confirmation](#) can be added to a page or blog post using the page action menu.



The double-tick read confirmation status icon will be displayed on the page header.

[Pages](#) / [Documentation Management Home](#) / [Dynamic Air Project Specification](#)  

## Dynamic Air Project Outcomes

Created by admin just a moment ago

 Like Be the first to like this

 No one has confirmed reading this

## Workflow Read Confirmation

A [workflow read confirmation](#) (if [enabled for the workflow](#)) can be added to the final state (or published) content when a reviewer **Approve** decision occurs and the workflow transitions to the final state.

[Pages](#) / [Documentation Management Home](#) / [Dynamic Air Project Specification](#)   

## Dynamic Air Project Outcomes

Created by admin 22 minutes ago  Approved

 Like Be the first to like this

 No one has confirmed reading this

A read confirmation breadcrumb is also added to the page footer contextualized to the current user. If you have been assigned to read a page, you will see the **Confirm** option at the bottom of the page.

 [Confirm](#) Be the first to confirm reading this

Simply choose **Confirm** to record that you have read the content.

## Assigning users to a Read Confirmation

One or more users can be [assigned to read a specific page or blog post](#) and requested to confirm reading the content.

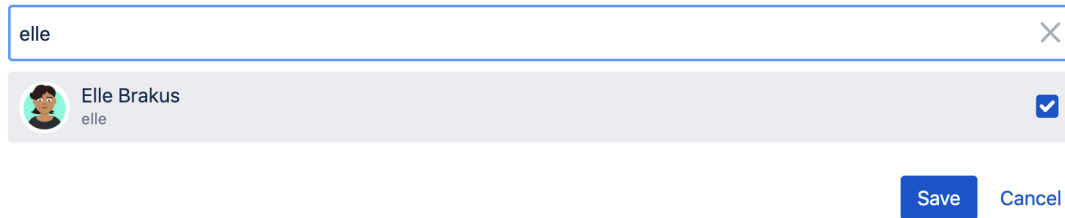
Users can be assigned as readers using the [read confirmation popup](#).

The popup is accessed through the read confirmation status icon on the page



Use the **Edit readers** popup ellipsis menu option to search for users and [add or remove users as readers](#).

### Edit readers

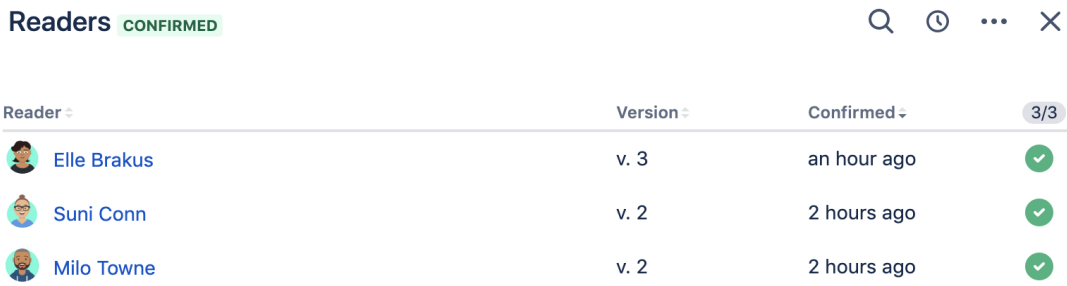


The reader is added to the popup.



In a workflow, you can edit the [workflow read confirmation configuration](#) to add users as readers when a read confirmation is added to the final state.

The [read confirmation status](#) for the content is pending until all assigned users have confirmed. Only the read confirmation for the most recent version that the user confirmed is displayed.



A [duedate](#) can be added for the completion of a read confirmation by all assigned readers. The remaining period of time to the due date is displayed in the popup.

**Readers** CONFIRMED 🔍 22 hours ⋮ ✕

Due in 22 hours

Reader ▾	Version ▾	Confirmed ▾	3/3
Suni Conn	v. 7	4 seconds	✔
Milo Towne	v. 6	1 hour	✔
Elle Brakus	v. 5	1 hour	✔

Read confirmations that have been confirmed by all assignees (readers) are recorded in the [page activity report](#).

Filter by: 📄 States ✎ Edits ☑ Tasks 🔍 Comments Order by date: ⬇ Oldest [Export to CSV](#)

Jul 05, 2021	Actor	Type	Activity	Version
✔ Approved	Comala Document Management	✔ Read Confirmation	Confirmed by all assignees at 2:49 PM	

The current [read confirmation status](#) (**Pending**, **Confirmed** or **Overdue**) is recorded in the [space document report](#).

### Document Management Report

Workflow: Any ▾ State: Any ▾

Title ↕	Updated by	Updated ▾	State ▾	Due date ▾	Read Confirmation ▾
Dynamic Air Project Outcomes	Suni Conn	about an hour ago	✔ Approved		CONFIRMED

## Working with read confirmations

See the following to learn more

<b>User Guide</b>
<ul style="list-style-type: none"> <li><a href="#">Standalone Read Confirmation</a></li> <li><a href="#">Workflow Read Confirmation</a></li> <li><a href="#">Workflow Read Confirmation Configuration</a></li> <li><a href="#">Request a Read Confirmation</a></li> <li><a href="#">Read Confirmation Popup</a></li> <li><a href="#">User Read Assignments</a></li> </ul>
<b>Workflow Authoring Guide</b>
<ul style="list-style-type: none"> <li><a href="#">Read Confirmations</a></li> <li><a href="#">Adding a read confirmation</a></li> <li><a href="#">Read confirmation assignments</a></li> <li><a href="#">User read confirmation</a></li> <li><a href="#">Enable and edit a read confirmation using workflow builder</a></li> </ul>
<b>Reporting Guide</b>
<ul style="list-style-type: none"> <li><a href="#">Reporting read confirmations</a></li> </ul>

