

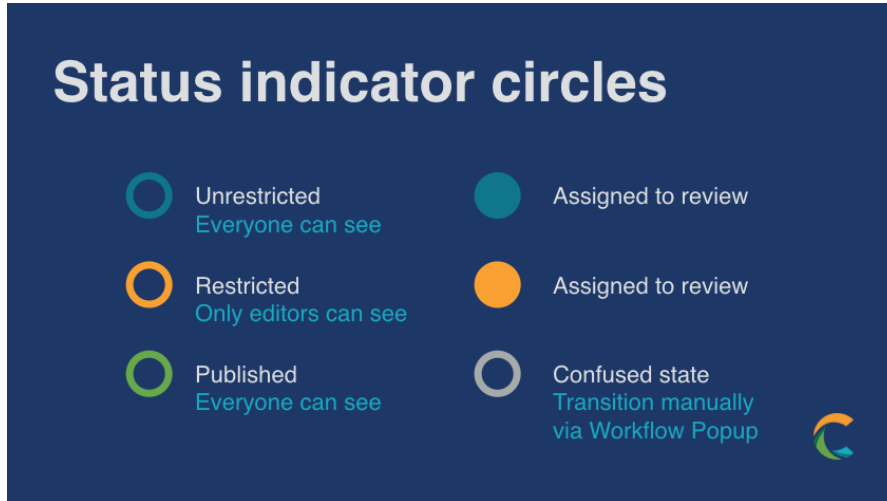
Status Indicator Circles

In various parts of the interface and in reports, you will see a circle followed by a workflow state name. The circle indicates the nature of the state and, in some cases, whether the current user is currently assigned to a content review.

Note: Colors listed on this page are app defaults; they can be overridden by the `color` parameter on a `{state}` macro.







Summary

The various circles are summarized below (click image to zoom).



Details

For more details on published vs. unpublished (drafts) – see [Publishing](#).

Indicator						
Summary	Unrestricted	...Assigned	Unpublished	...Assigned	Published	Confused
Permission to view?	View Content		Edit Content, Admins		View Content	If the workflow has a state with <code>final=true</code> , then Edit Content or Admins. Otherwise, View Content.
Notes	The workflow does not define a published state.		Affected by Configuration - Space Tools If there is an existing published version, view-only users will see that. Editors will generally see the published version by default but can switch to the draft version using the status bar link .		<code>final=true</code>	Current state missing from the workflow template. See - Confused States - Grey Circle . Alternatively, an invalid value for the <code>color</code> parameter is used in the <code>{state}</code> macro.

App configuration

Setting	Where	Notes
Workflow Activity and Drafts Visibility	<ul style="list-style-type: none"> Configuration - Space Tools Configuration - Global 	Determines which users can see unpublished drafts.
Default View	<ul style="list-style-type: none"> Configuration - Space Tools 	Determines whether published or draft content is seen by default.

Published View Macro Transform	<ul style="list-style-type: none">• Configuration<ul style="list-style-type: none">- Space Tools• Configuration<ul style="list-style-type: none">- Global	Determines whether <code>{include}</code> and <code>{excerpt-include}</code> macros display the most recently published version or, regardless of workflow state, the latest version of the content.
---	--	--

See also

User Guide:

- [Workflow Status Bar](#)
- [Switch between draft and published](#)

Reporting Guide:

- [Report on states](#)

Workflow Authoring Guide:

- [state macro](#) – `final=true` and `color` parameters
- [States](#)
- [Publishing](#)

[◀ Back to Workflow Status Bar](#)