

pdf-export macro

[Overview](#) | [Requirements](#) | [Where to use it?](#) | [Parameters](#) | [Setting a template to use for export](#) | [Basic example](#) | [Events](#) | [Example](#)

Overview

The `{pdf-export}` macro is used as an [Action](#) to **export a page or blog post in PDF format** and **adds the pdf to the page as an attachment**.

A parameter can be added to specify a PDF template to be used for the export. *This parameter value will be a K15t Template Name or K15t Template ID value sourced from the K15t Scroll PDF Exporter app template information.*

For more information, see: [Integration Guides](#) > [Content Integrations](#) > [K15t Scroll PDF Exporter App](#)

Requirements

You must install the [K15t Scroll PDF Exporter](#) app in order to use this macro.

If the K15t Scroll PDF Exporter app is disabled or not installed, then the macro is ignored.

If you wish to export only content that is in a Comala workflow final state then you must install the [Comala Document Management for Scroll Exporter app](#) (it is free but it can only be installed after K15t Scroll PDF Exporter and Comala Document Management have been installed).



Note that the `{pdf-export}` macro is only supported if used with Scroll PDF Exporter **4.10.11** or higher

Where to use it?

Optional

The `{pdf-export}` macro can be put in a [{trigger}](#) macro.

Parameters

Parameter	Required	Default	Notes
template	No	Blank	<p>If the template parameter is not specified, the bundled 'Documentation' template is used.</p> <p>Value can be one of:</p> <ul style="list-style-type: none">• Template Name• Template ID <p><i>K15t recommend this parameter value to be added as the template id. The template ID is found in the K15t Scroll PDF Exporter dashboard.</i></p> <p>If the specified template is not recognized, the exported pdf will use the bundled 'Documentation' template (default template).</p>



Note that use of the **template** parameter in the `{pdf-export}` macro is only available with Comala Document Management **6.13** or higher.

Setting a template to use for export

To specify a template, use the template name in the `{pdf-export}` macro as shown.


```
{pdf-export:template=Article}
```

K15t recommend the use of the template ID.

You can find the value of the template ID by accessing the K15t Scroll PDF Exporter dashboard

- Space Tools > Apps > Scroll PDF Exporter

- Overview
- Permissions
- Content Tools
- Look and Feel
- Integrations
- Document Management
- Apps**
- Reorder pages
- Configure sidebar

 Space tools

- Global Admin > Scroll PDF Exporter > Templates
- ### Space Tools

Overview Permissions Content Tools Look and Feel Integrations Document Management Apps Publishing Tasks

[Scroll PDF Exporter](#)




Templates

[New](#) [Upload](#)

Name	Type	Last Change	Actions
Article	PROVIDED BY ADD-ON	Nov 16, 2016	...
Confluence Page Layout	PROVIDED BY ADD-ON	Nov 16, 2016	...
Documentation	PROVIDED BY ADD-ON	Nov 16, 2016	...
My pdf template		Nov 24, 2020	...

- find the template you want to use (or create a new template)
- choose **Template Information** from the template ellipsis dropdown menu

...

-  Copy
-  Download
-  **Template Information**

- copy template ID from the K15t app popup template information

Template Information

Name

Documentation

ID

com.k15t.scroll.pdf.default-template-documentation

REST URL

```
http://localhost:8090/plugins/servlet/scroll-pdf/api/public/1/export-sync?templateId=com.k15t.scroll.pdf.default-template-documentation&pageId=PAGE-
```

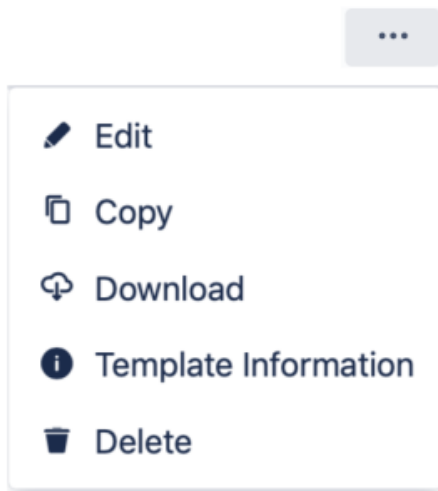
The REST URL for a synchronous export with this template (replace "PAGE-ID" with the ID of the page you want to export). For more information read the [documentation](#).



Close

- add to the {pdf-export} macro in the workflow trigger macro

If you have created or downloaded a new pdf template in the K15t PDF Exporter app the template id will be a slightly different format to the K15t app supplied templates.



Copy the hexadecimal template id from the **Template Information**.

Template Information

Name

My new export template

ID

4e0e8c19-67ac-4f3e-864e-1090d5ae0556

REST URL

```
http://localhost:8090/plugins/servlet/scroll-pdf/api/public/1/export-sync?templateId=4e0e8c19-67ac-4f3e-864e-1090d5ae0556&pageId=PAGE-ID
```

The REST URL for a synchronous export with this template (replace "PAGE-ID" with the ID of the page you want to export). For more information read the [documentation](#).



Close

Paste the template id into the `pdf-export` macro in the trigger.

```
{pdf-export:template=4e0e8c19-67ac-4f3e-864e-1090d5ae0556}
```

Basic example

```
{workflow:name=Export PDF on Approval}
  {state:Editing|submit=Review}
  {state}
  {state:Review|approved=Approved|rejected=Editing}
    {approval:Review}
  {state}
  {state:Approved|updated=Editing|final=true}
  {state}
  {trigger:statechanged|state=Approved}
    {pdf-export}
  {trigger}
{workflow}
```

The `statechanged` event for the transition to the **Approved** state will add a pdf export of the current content as a file attachment to the current page. If no template name or id is specified the K15t PDF Exporter app uses the default template.

- each occurrence adds a further pdf export attachment

Pages / ... / PS 6

← View Page ☆ Save for later

Attachments

Name	Size	Creator	Creation Date	Labels	Comment
PS 6-v4-20201207_125900.pdf	15 kB	admin	Dec 07, 2020 12:59	No labels	View Properties Edit Delete
PS 6-v3-20201207_125800.pdf	15 kB	admin	Dec 07, 2020 12:58	No labels	View Properties Edit Delete
PS 6-v2-20201207_125600.pdf	15 kB	admin	Dec 07, 2020 12:56	No labels	View Properties Edit Delete
PS 6-v1-20201207_124700.pdf	10 kB	admin	Dec 07, 2020 12:47	No labels	View Properties Edit Delete

⬇ Download All

The exported pdf filename by default is generated as

- the content filename
- the *Confluence content version at the time of the export*
- and the date and time of the export.

The K15t admin can change the export filename structure.

If the K15t app is unable to recognize a template id or name

- the pdf export will still occur but the default template will be used
- an on-screen message will confirm the use of the default pdf export template

⚠ Scroll PDF Exporter template 4e0e8c19-67ac-4f3e-864e-1090d5ae0556 does not exist. Page exported using default template. ✕

Events

The following [Events](#) are associated with `pdf-export`

- **pdf-export-success**
- **pdf-export-error**

Example

```
{trigger:pdf-export-success}
  {set-message:style=success|duration=PT1M}
  pdf export successfully completed
  {set-message}
{trigger}
{trigger:pdf-export-error}
  {set-message:style=warning}
  pdf export failed. @errormessage@
  {set-message}
{trigger}
```

See Also

- **K15t Scroll PDF Exporter Atlassian Marketplace links**
 - <https://marketplace.atlassian.com/apps/7019/scroll-pdf-exporter-for-confluence>
 - <https://marketplace.atlassian.com/apps/1218322/comala-document-mgmt-for-scroll-exporter>
- **Related Comala Document Management documentation links**
 - [Export space as a pdf](#)
 - [K15t Scroll PDF Exporter app](#)
 - [Confluence PDF and Word export](#)
 - [Export to Word and PDF - page tools](#)