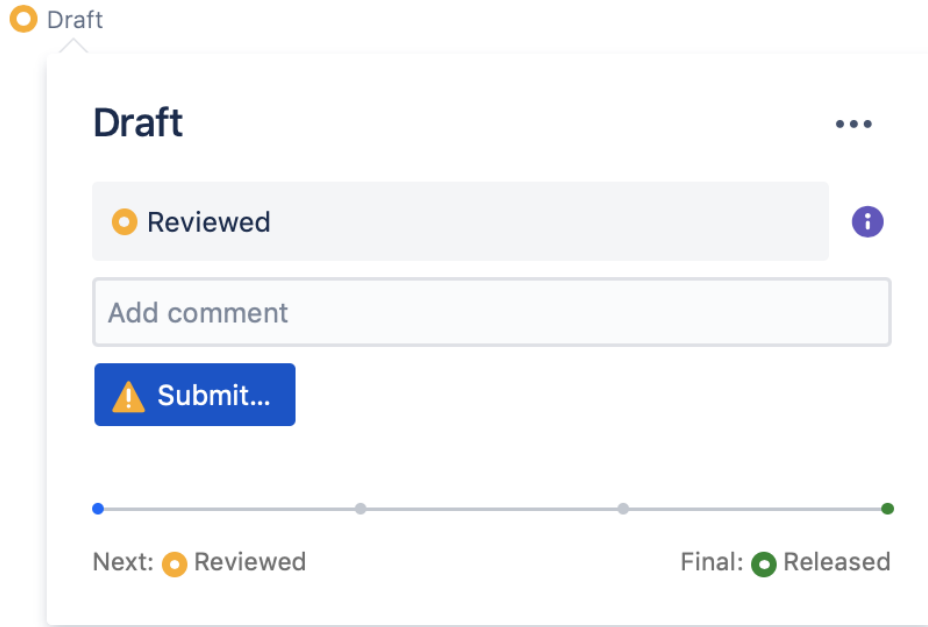


Require parameters

If the destination state has been configured to require the setting of one or more workflow parameter values the workflow popup will display a warning for the transition.

If the transition option is to a single state the **Submit** button displays a warning icon.



Choosing the **Submit** button opens a text box to enter the value of the required workflow parameter.

Change state



pagefield1 *

Something related to the project

Change state

Cancel



The **Change state** button is enabled when a value for the workflow parameter is added.



An approval decision button is displayed with a warning icon if the destination state requires the setting of one or more workflow parameters.

Reviewed

Team approval

Add comment

 Approve...  Reject + Add reviewer

Next:  Prod Review Final:  Prod Review

Choosing the approval decision with the warning icon opens a text box to enter the value of the required workflow parameter(s).

Approve



pagefield2 *

Some project details

More things related to the project

Approve

Cancel

The decision button is enabled when a value for the workflow parameter is added.



The required parameters for entering a state will only be prompted if a user is performing a workflow's action such as approving/rejecting or state selection. If a state is transitioned by a trigger, like a page update, the required parameter check will not be carried out.

Once a parameter value has been set, it will not be prompted for again unless the saved value is removed

See also

User Guide:

- [Select a state](#)
- [Progress tracker](#)
- [Content reviews](#)

Reporting Guide:

- [Report on states](#)

Workflow Authoring Guide:

- [States](#)
- [Transitions](#)
- [Require parameters on state transitions](#)

[◀ Back to Workflow Popup](#)