




Confluence PDF and Word Export

Overview

This page describes how Comala Document Management app integrates with the native **PDF** and **Word** Export features of Confluence when using [Same-space publishing](#).

Page-level export

When exporting pages and blog posts as PDF or Word the current state of content will be published, respecting Published vs. Draft if using [Same-space publishing](#):

Workflow state type	Notes
No workflow	Latest version of content is exported
 Unrestricted workflow state	Latest version of content is exported
 Draft workflow state	Draft version being viewed is exported
 Published workflow state	Published version is exported

See [Status Indicator Circles](#) and [Publishing](#) for more information.

Draft content export

When exporting **Draft** content, the associated workflow state will be shown in the output, under the page title, as shown in the image below:



Note: By default, only users with [Edit or Admin permissions](#) can view draft content.

When we exported this page as a PDF, it was still in the **"New Draft"** state. If we exported a Published state version, the state name would not appear in the export.

Space-level export

At the space level, we only integrate with the **PDF** export.

- For pages without workflows applied, the latest version will be exported as usual
- For pages with workflows, but where there is no `final=true` state in the workflow, the latest version will be exported as usual
- For pages with workflows that have a `final=true` state, only the published content will be exported; draft content will not be exported. There is no way to export a draft version of content with the space-level PDF export.

If the space is exported as **HTML** or **XML**, the latest versions of all pages will be included.

See also

- [Export content to Word, PDF, HTML and XML](#) (Atlassian)
- [K15t Scroll Exporters](#)
- [K15t Scroll PDF Exporter app](#)

