

Events





Overview

As content producers interact with content, and the workflow itself, internal notifications called "Events" are generated within the Comala Document Management app. The workflow can use [Triggers](#) to listen for these events, and, upon detecting one, perform one or more [Actions](#).

This process, of an event triggering actions, enables the workflow to react to a wide range of user interactions and workflow situations. For example, you could send custom emails when someone is assigned to a review, or you could start a remote publishing process when content is approved.

Events

Event	Notes	Ver
Assignee		
The <code>approval</code> parameter must be set on the <code>{trigger}</code> for these events to work.		
Macros: <code>{approval}</code>		
<code>pageapprovalassigned</code>	Page reviewer assigned Content by label There is no content with the specified labels	
<code>newsapprovalassigned</code>	Blog post reviewer assigned <ul style="list-style-type: none">Blog Post Events	
<code>approvalunassigned</code>	Reviewer unassigned <ul style="list-style-type: none">Blog Post Events	
Attachments		
Only for content that the workflow is applied to.		
<code>attachmentadded</code>	Attachment created <ul style="list-style-type: none">Attachment events	
<code>attachmentschanged</code>	Attachment created, updated or removed <ul style="list-style-type: none">Attachment events	
<code>attachmentupdated</code>	Attachment updated (eg.new version uploaded) <ul style="list-style-type: none">Attachment events	
<code>attachmentremoved</code>	Attachment removed <ul style="list-style-type: none">Attachment events	
<code>attachmentversionremoved</code>	Attachment version removed <ul style="list-style-type: none">Attachment events	
Content changes		
Only for content that the workflow is applied to.		

<code>pagecreated</code>	<p>Page created</p> <p>Only works in Space Mode.</p> <h2>Content by label</h2> <p>There is no content with the specified labels</p> 	
<code>newscreated</code>	<p>Blog post created</p> <p>Only works in Space Mode.</p> <ul style="list-style-type: none"> • Blog Post Events 	
<code>pageupdated</code>	<p>Page edited</p> <p>For simple state transitions, you can also use the <code>updated</code> parameter on the <code>{state}</code> macro.</p> <ul style="list-style-type: none"> • StiltSoft Talk app 	
<code>newsupdated</code>	<p>Blog post edited</p> <p>For simple state transitions, you can also use the <code>updated</code> parameter on the <code>{state}</code> macro.</p> <ul style="list-style-type: none"> • Blog Post Events 	
<code>pagemoved</code>	<p>Page moved</p> <h2>Content by label</h2> <p>There is no content with the specified labels</p> 	3.1+

Content reviews

The `approval` parameter must be set on the `{trigger}` for these events to work.

By default, the `{trigger}` will only activate once all reviewers have agreed to Approve or Reject the content. To activate it for each individual Approve or Reject, set `partial=true`.


For simple state transitions, you can also use the `approved` and `rejected` parameters on the `{state}` macro.

Macros: `{approval}`, `{state}`, `{approve-page}`, `{reject-page}`, `{approve-children}`, `{reject-children}`

<code>pageapproved</code>	<p>Page approved</p> <ul style="list-style-type: none"> • Add, remove and set page restrictions • Advanced different-space publishing • Advanced remote-space publishing • Require Parameters on State Transitions 	
<code>newsapproved</code>	<p>Blog post approved</p> <ul style="list-style-type: none"> • Blog Post Events 	
<code>pagerejected</code>	<p>Page rejected</p> <ul style="list-style-type: none"> • Fast-tracked Rejections and Approvals 	
<code>newsrejected</code>	<p>Blog post rejected</p> <ul style="list-style-type: none"> • Blog Post Events 	

Comments

These events occur when a [Confluence comment](#) is created, updated, removed or resolved, either at the bottom of any page or blog post, or as an inline comment by highlighting specific text on the page.





<code>pagecommentcreated</code>	<p>Comment created</p> <ul style="list-style-type: none"> • Comment events 	
<code>pagecommentupdated</code>	<p>Comment updated</p> <ul style="list-style-type: none"> • Comment events 	
<code>pagecommentremoved</code>	<p>Comment removed</p> <ul style="list-style-type: none"> • Comment events 	
<code>inlinecommentcreated</code>	<p>Inline comment created</p> <ul style="list-style-type: none"> • Comment events 	
<code>inlinecommentresolved</code>	<p>Inline comment resolved</p> <ul style="list-style-type: none"> • Comment events 	
<h2>pdf export</h2> <p>These are ONLY for export events that occur when using the <code>pdf-export</code> macro and K15t Scroll Pdf Exporter app.</p> <p>Macros: <code>{pdf-export}</code></p>		
<code>pdf-export-success</code>	<p>pdf export success</p> <ul style="list-style-type: none"> • Exporting to PDF with K15t PDF Exporter 	
<code>pdf-export-error</code>	<p>pdf export failure</p> <ul style="list-style-type: none"> • Exporting to PDF with K15t PDF Exporter 	
<h2>Labels</h2> <p>Only for content that the workflow is applied to.</p> <p>Macros: <code>{set-label}</code>, <code>{remove-label}</code></p>		
<code>labeladded</code>	<p>Label added</p> <ul style="list-style-type: none"> • Space mode workflow application 	
<code>labelremoved</code>	<p>Label removed</p> <p>Content by label</p> <p>There is no content with the specified labels</p> 	
<h2>State</h2> <p>These events occur when a workflow transitions to a new state, or when a state expires.</p> <p>Note: You must specify the <code>state</code> parameter in the <code>{trigger}</code> for these events.</p> <p>Macros: <code>{state}</code>, <code>{set-state}</code>, <code>{set-state-expiry}</code></p>		
<code>statechanged</code>	<p>Page state changed</p> <ul style="list-style-type: none"> • Adding page activity to email • Advanced different-space publishing • Advanced remote-space publishing • Dynamic page header using a metadata value and triggers • Message notification styles 	

pagestatechanged	<p>Page state changed</p> <ul style="list-style-type: none"> • Adding page activity to email • Advanced different-space publishing • Advanced remote-space publishing • Dynamic page header using a metadata value and triggers • Message notification styles 	
newsstatechanged	<p>Blog post state changed</p> <ul style="list-style-type: none"> • Blog Post Events 	
stateexpired	<p>State expired</p> <p>States can be set to expire using the <code>duedate</code> parameter on the <code>{state}</code> macro, or via the <code>{set-state-expiry}</code> macro.</p> <p>For simple state transitions, you can also use the <code>expired</code> parameter on the <code>{state}</code> macro.</p> <ul style="list-style-type: none"> • State expiry dates <p>See also: Expiry Dates</p>	
stateexpiryupdated	<p>State due date updated</p> <ul style="list-style-type: none"> • State expiry dates 	

Tasks


In the `{trigger}` macro, you can specify the `task` parameter to filter to events for a specific task, otherwise the trigger will apply to events for all tasks.

Macros: `{task}`, `{complete-task}`

taskcreated	<p>Task created</p> <p>Content by label</p> <p>There is no content with the specified labels</p> 	
taskassigned	<p>Task assigned</p> <p>Content by label</p> <p>There is no content with the specified labels</p> 	
taskcompleted	<p>Task completed</p> <p>Content by label</p> <p>There is no content with the specified labels</p> 	
taskexpired	<p>Task expired</p> <p>Content by label</p> <p>There is no content with the specified labels</p> <p>See also: Expiry Dates</p> 	

Read Confirmation

These events occur when a [read confirmation is added](#) to a workflow final state, a read confirmation is confirmed or read confirmation set due date expires.

<code>confirmationdue</code>	<p>Read confirmation hits the set due date and becomes overdue</p> <ul style="list-style-type: none"> • Read Confirmation Events 	
<code>confirmationrequested</code>	<p>Read confirmation is added to a final state in a workflow</p> <p>User is assigned as a reader to a read confirmation</p> <p>New read confirmation request is sent</p> <ul style="list-style-type: none"> • Read Confirmation Events 	
<code>confirmationcompleted</code>	<p>Read confirmation overall status reaches <code>status = complete</code></p> <ul style="list-style-type: none"> • Read Confirmation Events 	
<code>confirmationacknowledged</code>	<p>User confirms reading the content</p> <ul style="list-style-type: none"> • Read Confirmation Events 	
<h3>Workflow parameter</h3> <p>The <code>parameter</code> parameter must be set on the <code>{trigger}</code> for this event to work.</p> <p>Macros: <code>{workflowparameter}</code></p>		
<code>pageparameterupdate</code>	<p>Workflow parameter updated</p> <p>Only applies to page-level parameter changes (set <code>edit=true</code> on the <code>{workflowparameter}</code> macro)</p> <p>Content by label</p> <p>There is no content with the specified labels</p> 	4.15+

Custom events

The events listed above can be used to trigger custom events. For more information, see: [Triggers](#).

See Also

Workflow Authoring Guide:

- [Triggers](#)
- [Actions](#)

Developer Guides:

- [Workflow Events](#)