
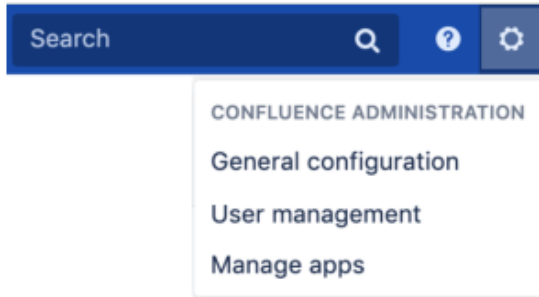


Confluence Admin

Global Workflows	Import Workflows	Configuration	Notifications	Audit Log	Advanced Configuration	E-Signatures	Migration Assistant
----------------------------------	----------------------------------	-------------------------------	-------------------------------	---------------------------	--	------------------------------	-------------------------------------

Overview

Comala Document Management global settings can be found in Confluence global administration General Configuration.



Audience

This guide is for Confluence and System administrators.

Related guides

Scroll down the global administration sidebar to view a list of [Comala Document Management](#) configuration options:

COMALA DOCUMENT MANAGEMENT

[Global Workflows](#)

[Import Workflows](#)

[Configuration](#)

[Notifications](#)

[Audit Log](#)

[Advanced Configuration](#)

[E-Signatures](#)

[Migration Assistant](#)



- [Global Workflows](#)
- [Import Workflows](#)
- [Configuration](#)
- [Notifications](#)
- [Audit Log](#)
- [Advanced Configuration](#)
- [E-Signatures](#)
- [Migration Assessment](#)

Quick access to admin screens

You can quickly navigate to the administration screens via Confluence quick search. Just type in what you're looking for and you will see related admin screens at the top of the search results:

workflows ✕

6 search results [Search tips](#)

-  **Global Workflows**
Comala Document Management
-  **Import Workflows**
Comala Document Management

See also

- [Installation](#)
- [Update / Change](#)
- [Release Notes](#)

